




High gloss, siliconized polyester roofing and siding colors.




Sandstone




Tan




Clay



Brown



Beige



Burnished Slate



Dark Gray




Black




Light Gray <sup>1</sup>



Silver



Bright White <sup>1,2</sup>



Regal White <sup>1,2,3</sup>



Light Blue



Evergreen <sup>1,2</sup>



Ocean Blue


**Premium Colors\***



Red <sup>3</sup>



Patriot Red \*



Burgundy



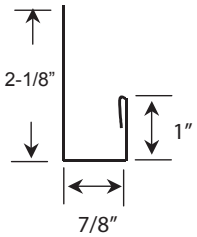
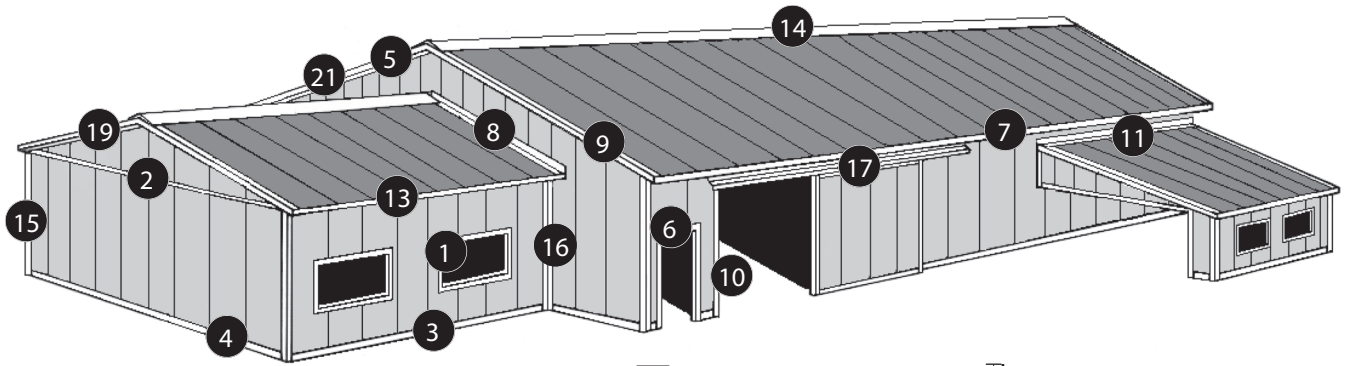
Copper Penny \*

All the above colors are available in 29GA Ultra 2000 and 29GA R Panel without Purlin-Bearing Leg.

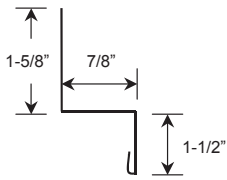
<sup>1</sup> Available in 26GA Ultra 2000 and 26GA R Panel without Purlin-Bearing Leg.

<sup>2</sup> Available in 26GA R Panel with Purlin-Bearing Leg.

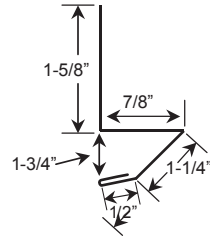
<sup>3</sup> Available in G-100 pre-treatment.



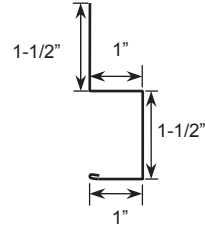
**1. J Channel**



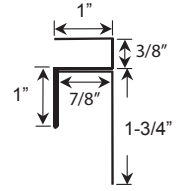
**2. Zee Trim**



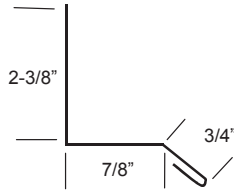
**3. Rat Guard**



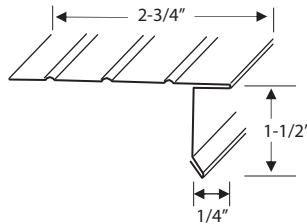
**4. 1" Box Base Trim**



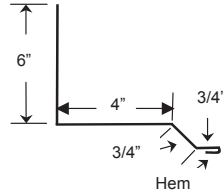
**5. F & J Trim**



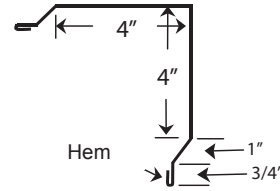
**6. Drip Cap**



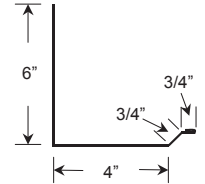
**7. Shingle Style Drip Edge**



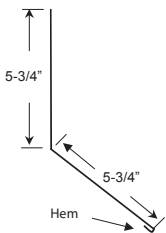
**8. Sidewall Flashing**



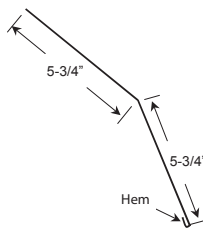
**9. Gable Trim**



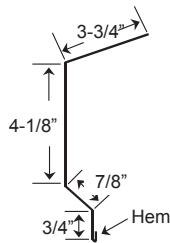
**10. Door Opening**



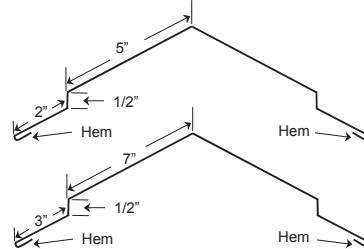
**11. Endwall Flashing**



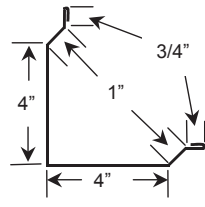
**12. Gambrel Flashing**



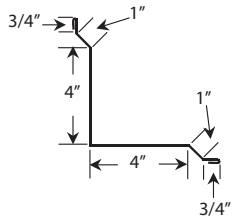
**13. Fascia Eave Trim**



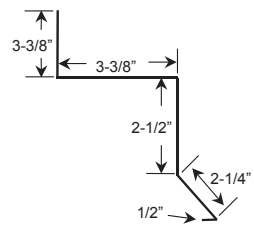
**14. Ridge Cap**



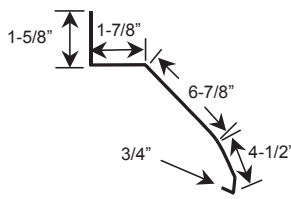
**15. Outside Corner**



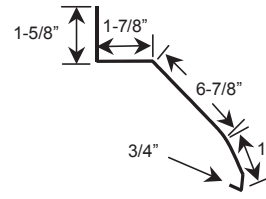
**16. Inside Corner**



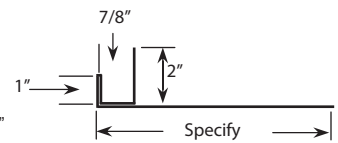
**17. National Track Cover**



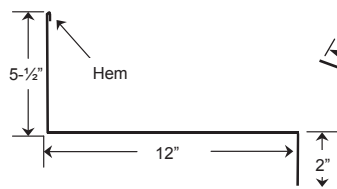
**17. Cannonball Double Track Cover**



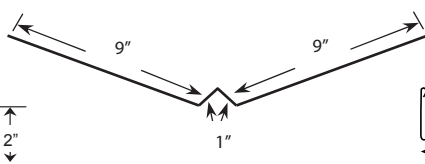
**17. Cannonball Track Cover**



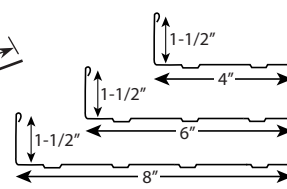
**18. Overhead Door Trim**



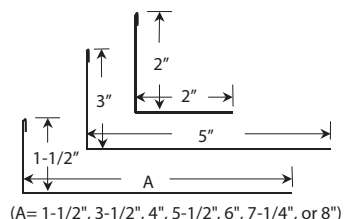
**19. One Piece Soffit**



**20. W Valley Trim**



**21. 4", 6", & 8" Ribbed Fascia**



**22. Angle Trim**

(A= 1-1/2", 3-1/2", 4", 5-1/2", 6", 7-1/4", or 8")